



## PROVINCIAL SNAPSHOT

# HIV AND AIDS IN PAILIN

# 2022

### KEY HIV STATISTICS

PLHIV	219	229	14
NEW INFECTIONS	4	1	0
AIDS DEATHS	4	2	0

1% of PLHIV in Cambodia are in Pailin  
0.3% of new infections in Cambodia are in Pailin

### ESTIMATED KP POPULATION SIZE

1,001  
MSM1

601  
MSM2

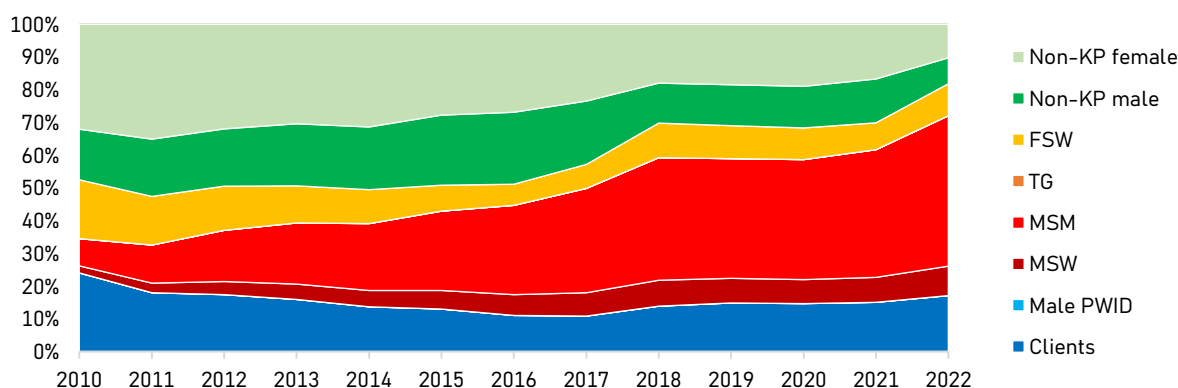
41  
TG

884  
FEW

0  
PWID

MSM 1: Known risk/high risk and reachable online and physical  
MSM 2: Unknown risk/ not known to be reached by programme

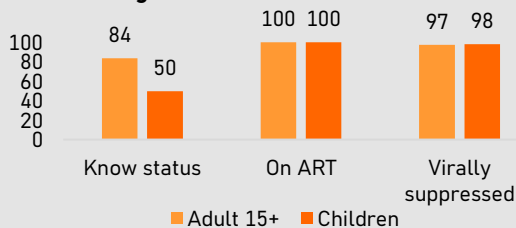
### NEW HIV INFECTIONS DISTRIBUTION



### PAILIN

#### HIV TESTING AND TREATMENT CASCADE

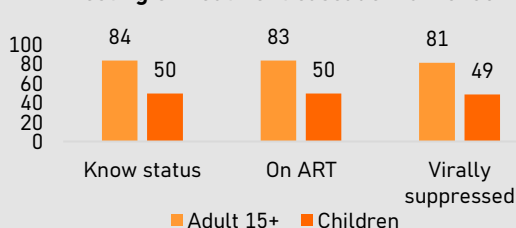
##### Testing & Treatment cascade: 95-95-95



##### 95-95-95:

Target of 95% of estimated PLHIV know the status; 95% PLHIV who know their status are on treatment; 95% of those who are on treatment are virally suppressed

##### Testing & Treatment cascade: 95-90-86



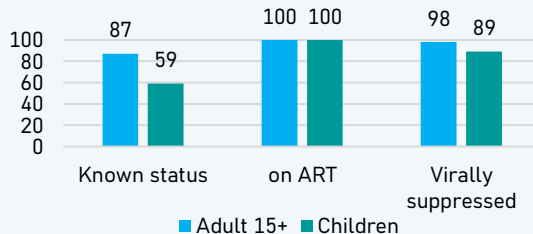
##### 95-90-86:

Target of 95% of estimated PLHIV know the status; 90% estimated PLHIV are on treatment; 86% of estimated PLHIV are virally suppressed

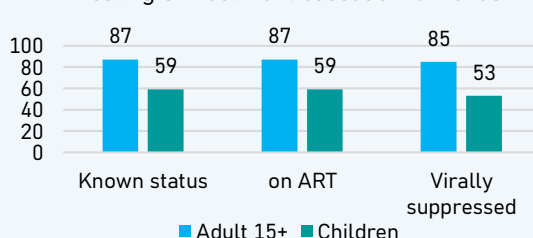
### NATIONAL

#### HIV TESTING AND TREATMENT CASCADE

##### Testing & Treatment cascade: 95-95-95



##### Testing & Treatment cascade: 95-90-86



### ACRONYMS

ART	Anti-retroviral therapy	PLHIV	People living with HIV
FEW	Female entertainment workers	PWID	People who inject drugs
KP	Key populations at risk of HIV	TG	Transgender women
MSM	Men who have sex with men		

Source: Cambodia HIV Estimates 2023 based on AEM-spectrum modelling estimates

Snapshot is prepared with technical support from NCHADS Data Management Unit, FHI360-EpiC, UNAIDS

